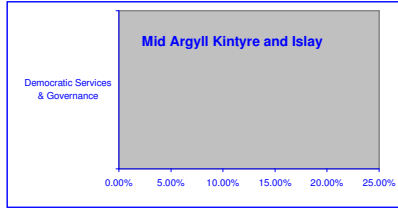


Attendance Monitoring Figures for Manual and Craft Workers

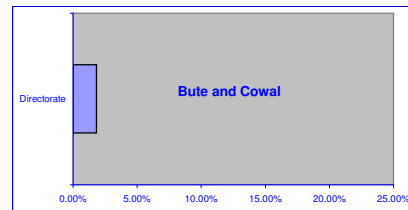
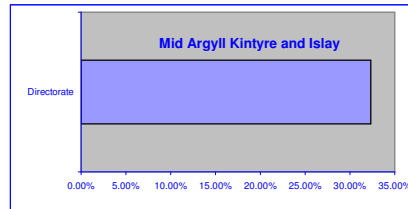
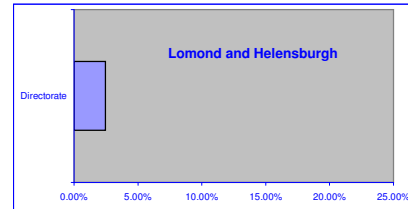
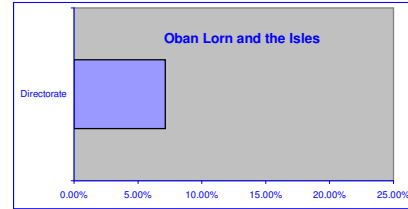
January- March 2008

DEPARTMENT: SERVICES	Lorn and the Isles				Lomond and Helensburgh				Mid Argyll, Kintyre and Islay				Bute and Cowal				Totals			
	WDA	STAFF	DAYS LOST	% DAYS LOST	WDA	STAFF	DAYS LOST	% DAYS LOST	WDA	STAFF	DAYS LOST	% DAYS LOST	WDA	STAFF	DAYS LOST	% DAYS LOST	WDA	STAFF	DAYS LOST	% DAYS LOST
Democratic Services & Governance									108.0	2	5.0						108	2	5	4.63%
CORPORATE SERVICES:	0.0	0	0.0		0.0	0	0.0		108.0	2	5.0		0.0	0	0.0		108.0	2	5.0	4.63%
Directorate	14.0	1	1.0	7.14%	122.0	2	3.0	2.46%	99.0	2	32.0	32.32%	109.0	2	2.0	1.83%	344	7	38	11.05%
DEVELOPMENT SERVICES:	14.0	1	1.0	7.14%	122.0	2	3.0	2.46%	99.0	2	32.0	32.32%	109.0	2	2.0	1.83%	344.0	7	38.0	11.05%
Planning and Performance	35.0	1	18.0	51.43%									35.0	1	0.0	0.00%	70	2	18	25.71%
Community Regeneration	742.0	14	17.0	2.29%	742.0	14	0.0	0.00%	572.0	11	6.0	1.05%	1792.0	32	91.0	5.08%	3848	71	114	2.96%
Children and Young Families					53.0	1	6.0	11.32%					179.0	3	15.0	8.38%	232	4	21	9.05%
Adult Services	5748.0	109	551.0	9.59%	2915.0	55	234.0	8.03%	5652.0	101	401.0	7.09%	5647.0	111	827.0	14.64%	19962	376	2013	10.08%
COMMUNITY SERVICES:	6490.0	123	568.0	8.75%	3710.0	70	240.0	6.47%	6224.0	112	407.0	6.54%	7618.0	146	933.0	12.25%	24112.0	453	2166.0	8.98%
MW: Roads & Amenity Services	5731.0	105	525.0	9.16%	4600.0	85	264.0	5.74%	6890.0	121	589.0	8.55%	5740.0	104	338.0	5.89%	22961	415	1716	7.47%
CRAFT: Roads & Amenity Services	56.0	1	0.0	0.00%	119.0	2	0.0	0.00%					47.0	1	0.0	0.00%	222	4	0	0.00%
MW: Facility Services	9234.0	157	245.0	2.65%	6904.0	125	186.0	2.69%	13035.0	230	482.0	3.70%	8867.0	159	725.0	8.18%	38040	671	1638	4.31%
CRAFT: Facility Services	236.0	4	3.0	1.27%	174.0	3	8.0	4.60%	350.0	7	62.0	17.71%	348.0	6	7.0	2.01%	1108	20	80	7.22%
OPERATIONAL SERVICES:	15257.0	267	773.0	5.07%	11797.0	215	458.0	3.88%	20275.0	358	1133.0	5.59%	15002.0	270	1070.0	7.13%	62331.0	1110	3434.0	5.51%
TOTALS	21761.0	391	1342.0	6.17%	15629.0	287	701.0	4.49%	26706.0	474	1577.0	5.91%	22729.0	418	2005.0	8.82%	86895.0	1572	5643.0	6.49%

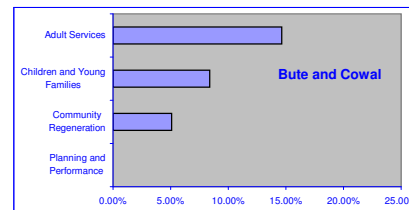
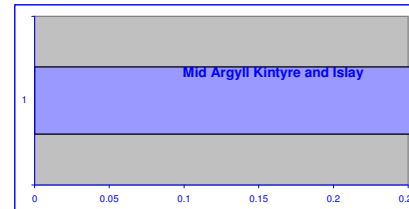
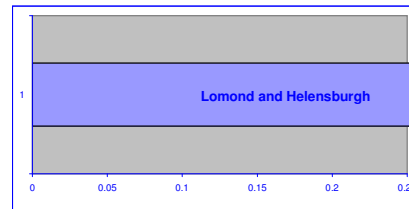
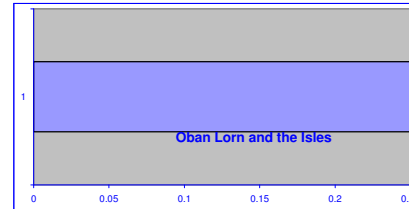
Corporate Services



Development Services



Community Services



Operational Services

